

SAFETY LIGHT CURTAIN

FEATURES:-

Infra system offers Safety Light Curtains. 2 Outputs Model also available, which available in following three main categories:

1. **Hand Protection**
2. **Finger Protection**
3. **Body protection / Part of Body.**

Parallel beam and Cross beam type models from ht. 90 mm to 1500 mm.

Inbuilt Controller facility where supply of the sensor is 24V DC and can directly connected to PLC.

Controllers are available with supply voltage 230V AC, in Wall mounting, Panel & DIN Rail mounting.



Self-checking facility provided for internal checking of the circuit for better operation.

Protection Degree : Compiling with Ip67


Easy to Install & can be mounted in any position. Vertical / Horizontal. Blanking/By-Passing individual channel is provided through software.



All the models are also available with CE



Type : Parallel Beam
No of Beams : 6 nos
Active Beams : 6 nos



Type : Cross Beam
No of Beams : 6 nos
Active Beams : 16 nos

MODELS:-

MODEL	OVERALL HEIGHT(MM)	PROTECTED HEIGHT(MM)	NO OF BEAM	CROSS BEAM	PITCH (MM)
SLC 0620	180	100	6	16	20
SLC 1220	300	220	12	34	20
SLC 1820	420	340	18	52	20
SLC 2420	540	460	24	70	20
SLC 3020	660	580	30	88	20
SLC 3620	780	700	36	106	20
SLC 0630	250	150	6	16	30
SLC 1230	430	330	12	34	30
SLC 1830	610	510	18	52	30
SLC 2430	790	690	24	70	30
SLC 3030	970	870	30	88	30
SLC 3630	1150	1050	36	106	30
SLC 0640	300	200	6	16	40
SLC 1240	540	440	12	34	40
SLC 1840	780	680	18	52	40
SLC 2440	1020	920	24	70	40
SLC 3040	1260	1160	30	88	40
SLC 3640	1500	1400	36	106	40
SLC 0830	295	210	8	-	30
SLC 0840	370	280	8	-	40
SLC 1030	365	270	10	28	30
SLC 1040	455	360	10	28	40
SLC 1630	535	450	16	46	30
SLC 1640	690	600	16	46	40
SLC 1250	650	550	12	-	50
SLC 1650	840	750	16	-	50
SLC1690	1440	1350	16	-	90

Ordering Code

INFRA **A B C D E F**

A] Beam type

X : Cross Beam
L : Parallel Beam

B] No. of Beam

06 : 06 Nos.
08 : 08 Nos.
10 : 10 Nos.
12 : 12 Nos.
16 : 16 Nos.
18 : 18 Nos.
24 : 24 Nos.
30 : 30 Nos.
36 : 36 Nos.

C] Pitch

20 : 20 mm
30 : 30 mm
40 : 40 mm
50 : 50 mm
90 : 90 mm

F] Type of Controller

- 1) Sensor - Dc Type - Built-In Controller - Output PNP Or NPN
- 2) Control Unit - Wall Mount - 220 VAC - Relay Output
- 3) Control Unit - Panel Mount - 220 VAC - Relay Output
- 4) Controller - Din Rail Mount - 220 VAC - Relay Output

E] No. of output

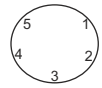
1 : Single output
2 : Dual output

D] Output type

N1 : NPN - NC
P1 : PNP - NC

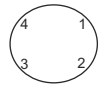
Connector diagram

5 PIN RECEIVER



- 1: Brown (+ve)
- 2: Blue (-ve)
- 3: White (communication)
- 4: Black (Output)
- 5: Grey (Output)

4 PIN RECEIVER



- 1: Brown (+ve)
- 2: Blue (-ve)
- 3: White (communication)
- 4: Black (Output)

3 PIN EMITTER



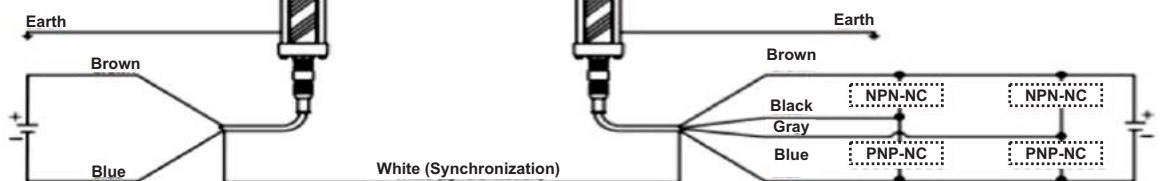
- 1: Brown (+ve)
- 2: Blue (-ve)
- 3: White (communication)

CONNECTIONS

Emitter Receiver



Order Code Example : INFRA-L-0620-P1



Applications:-

Safety Light Curtains are used for preventing of hand / Finger / body part while working at Power presses for metal, processing machine for wood , plastics, leather, rubber, glass etc. Filter Presses, Folding or Bending machines, Robots processing Lines and welding presses , Insertion Machines, Palletizers, Handling and storage systems, Rubber moulding machines, SPM's, Forging Presses, Injection Molding machines etc.